pvalue:

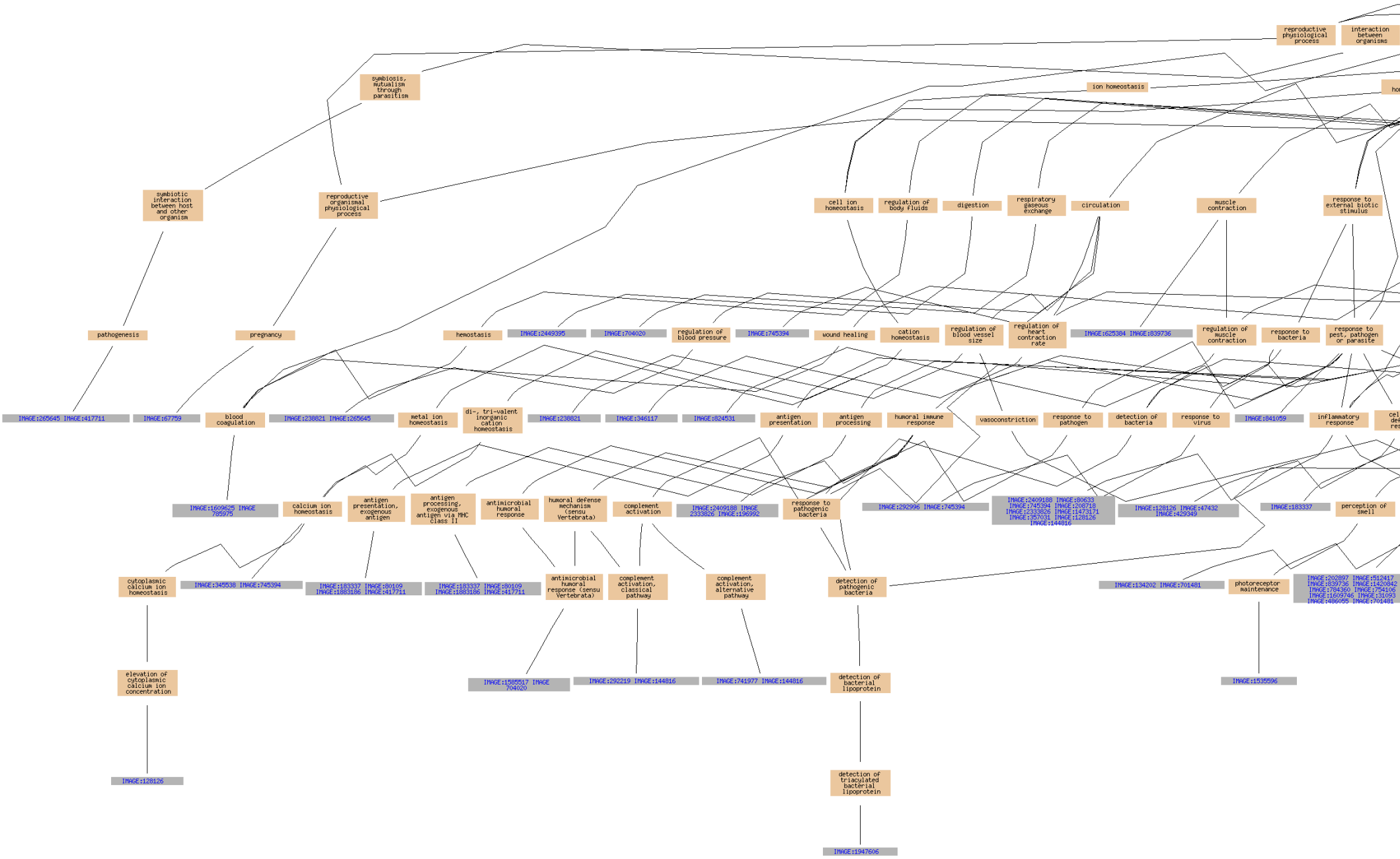
reproductive physiological process
interaction between organisms
symbiosis, mutualism through parasitism
ion homeostasis
symbiotic interaction between host and other organism
reproductive organismal physiological process
cell ion homeostasis
regulation of body fluids
digestion
respiratory gaseous exchange
circulation
muscle contraction
response to external biotic stimulus
pathogenesis
pregnancy
hemostasis
IMAGE:2449395
IMAGE:704020
regulation of blood pressure
IMAGE:745394
wound healing
cation homeostasis
regulation of blood vessel size
regulation of heart contraction rate
IMAGE:625384 IMAGE:839736
regulation of muscle contraction
response to bacteria
response to pest, pathogen or parasite
IMAGE:265645 IMAGE:417711
IMAGE:67759
blood coagulation
IMAGE:238821 IMAGE:265645
metal ion homeostasis
di-, tri-valent inorganic cation homeostasis
IMAGE:238821
IMAGE:346117
IMAGE:824531
antigen presentation
antigen processing
humoral immune response
vasoconstriction
response to pathogen
detection of bacteria
response to virus
IMAGE:841059
inflammatory response
IMAGE:1609625 IMAGE 785975
calcium ion homeostasis
antigen presentation, exogenous antigen
antigen processing, exogenous antigen via MHC class II
antimicrobial humoral response
humoral defense mechanism (sensu Vertebrata)
complement activation
IMAGE:2409188 IMAGE 2333826 IMAGE:196992
response to pathogenic bacteria
IMAGE:292996 IMAGE:745394
IMAGE:2409188 IMAGE:80633 IMAGE:745394 IMAGE:208718 IMAGE:2333826 IMAGE:1473171 IMAGE:357031 IMAGE:128126 IMAGE:144816
IMAGE:128126 IMAGE:47432 IMAGE:429349
IMAGE:183337
perception of smell
cytoplasmic calcium ion homeostasis
IMAGE:345538 IMAGE:745394
IMAGE:183337 IMAGE:80109 IMAGE:1883186 IMAGE:417711
IMAGE:183337 IMAGE:80109 IMAGE:1883186 IMAGE:417711
antimicrobial humoral response (sensu Vertebrata)
complement activation, classical pathway
complement activation, alternative pathway
detection of pathogenic bacteria
IMAGE:134202 IMAGE:701481
photoreceptor maintenance
IMAGE:202897 IMAGE:512417 IMAGE:839736 IMAGE:1420842 IMAGE:784360 IMAGE:754106 IMAGE:1609746 IMAGE:31093 IMAGE:486055 IMAGE:701481
elevation of cytoplasmic calcium ion concentration
IMAGE:1585517 IMAGE 704020
IMAGE:292219 IMAGE:144816
IMAGE:741977 IMAGE:144816
detection of bacterial lipoprotein
IMAGE:1535596
IMAGE:128126
detection of triacylated bacterial lipoprotein
IMAGE:1947606

pvalue:

SMD

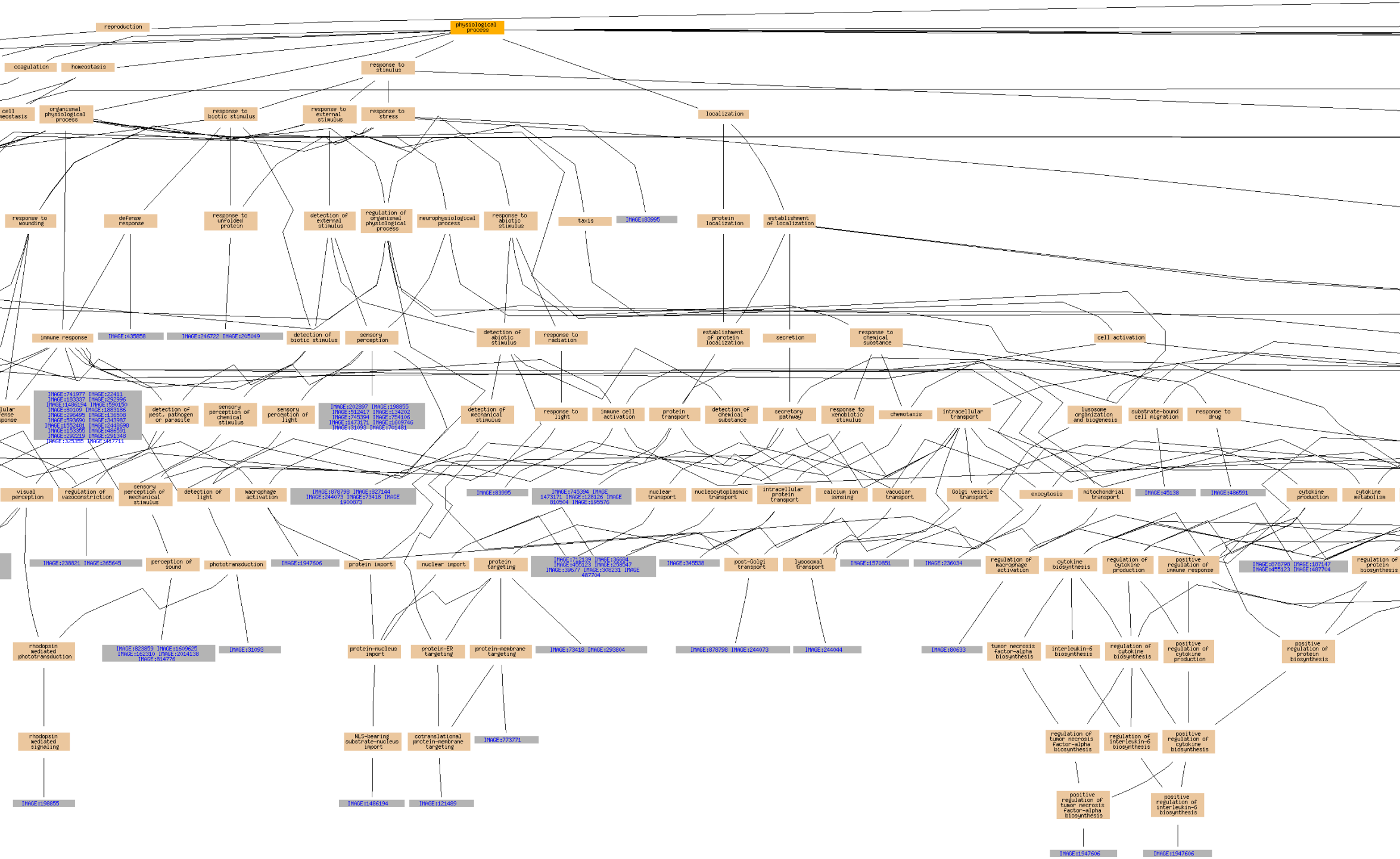
reproduction
physiological process
coagulation
homeostasis
response to stimulus
cell homeostasis
organismal physiological process
response to biotic stimulus
response to external stimulus
response to stress
localization
response to wounding
defense response
response to unfolded protein
detection of external stimulus
regulation of organismal physiological process
neurophysiological process
response to abiotic stimulus
taxis
IMAGE:83995
protein localization
establishment of localization
immune response
IMAGE:435858
IMAGE:246722 IMAGE:205049
detection of biotic stimulus
sensory perception
detection of abiotic stimulus
response to radiation
establishment of protein localization
secretion
response to chemical substance
cell activation
lular fense sponse
IMAGE:741977 IMAGE:22411 IMAGE:183337 IMAGE:292996 IMAGE:1486194 IMAGE:590150 IMAGE:80109 IMAGE:1883186 IMAGE:296495 IMAGE:136508 IMAGE:593690 IMAGE:343987 IMAGE:1552481 IMAGE:2448698 IMAGE:153355 IMAGE:486591 IMAGE:292219 IMAGE:291348 IMAGE:325355 IMAGE:417711
detection of pest, pathogen or parasite
sensory perception of chemical stimulus
sensory perception of light
IMAGE:202897 IMAGE:198855 IMAGE:512417 IMAGE:134202 IMAGE:745394 IMAGE:754106 IMAGE:1473171 IMAGE:1609746 IMAGE:31093 IMAGE:701481
detection of mechanical stimulus
response to light
immune cell activation
protein transport
detection of chemical substance
secretory pathway
response to xenobiotic stimulus
chemotaxis
intracellular transport
lysosome organization and biogenesis
substrate-bound cell migration
response to drug
visual perception
regulation of vasoconstriction
sensory perception of mechanical stimulus
detection of light
macrophage activation
IMAGE:878798 IMAGE:827144 IMAGE:244073 IMAGE:73418 IMAGE 1900873
IMAGE:83995
IMAGE:745394 IMAGE 1473171 IMAGE:128126 IMAGE 810504 IMAGE:195576
nuclear transport
nucleocytoplasmic transport
intracellular protein transport
calcium ion sensing
vacuolar transport
Golgi vesicle transport
exocytosis
mitochondrial transport
IMAGE:45138
IMAGE:486591
cytokine production
cytokine metabolism
IMAGE:238821 IMAGE:265645
perception of sound
phototransduction
IMAGE:1947606
protein import
nuclear import
protein targeting
IMAGE:712139 IMAGE:36684 IMAGE:455123 IMAGE:258547 IMAGE:39677 IMAGE:308231 IMAGE 487704
IMAGE:345538
post-Golgi transport
lysosomal transport
IMAGE:1570851
IMAGE:236034
regulation of macrophage activation
cytokine biosynthesis
regulation of cytokine production
positive regulation of immune response
IMAGE:878798 IMAGE:187147 IMAGE:455123 IMAGE:487704
regulation of protein biosynthesis
rhodopsin mediated phototransduction
IMAGE:823859 IMAGE:1609625 IMAGE:162310 IMAGE:2014138 IMAGE:814776
IMAGE:31093
protein-nucleus import
protein-ER targeting
protein-membrane targeting
IMAGE:73418 IMAGE:293804
IMAGE:878798 IMAGE:244073
IMAGE:244044
IMAGE:80633
tumor necrosis factor-alpha biosynthesis
interleukin-6 biosynthesis
regulation of cytokine biosynthesis
positive regulation of cytokine production
positive regulation of protein biosynthesis
rhodopsin mediated signaling
NLS-bearing substrate-nucleus import
cotranslational protein-membrane targeting
IMAGE:773771
regulation of tumor necrosis factor-alpha biosynthesis
regulation of interleukin-6 biosynthesis
positive regulation of cytokine biosynthesis
IMAGE:198855
IMAGE:1486194
IMAGE:121489
positive regulation of tumor necrosis factor-alpha biosynthesis
positive regulation of interleukin-6 biosynthesis
IMAGE:1947606
IMAGE:1947606

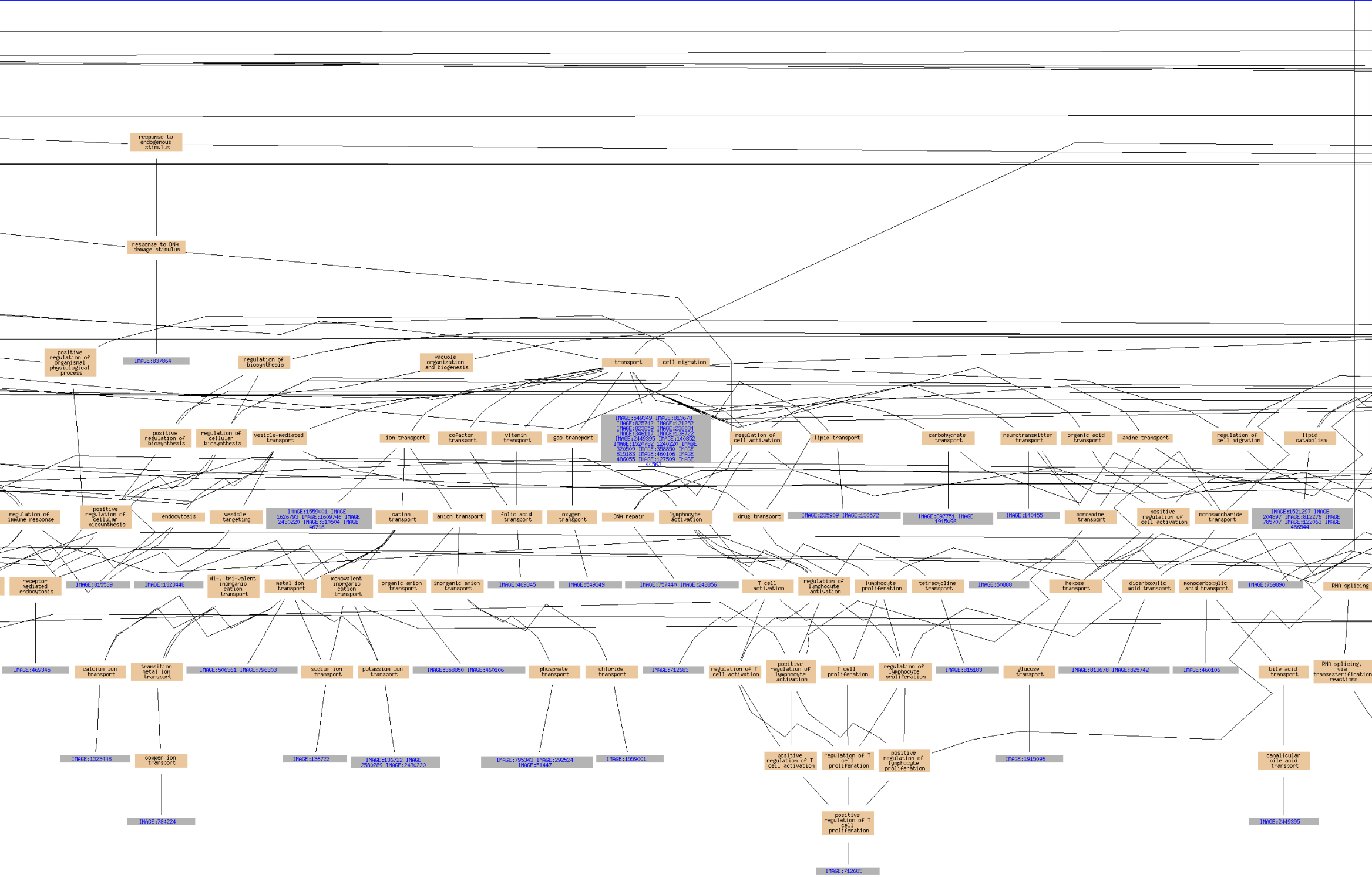
response to endogenous stimulus
response to DNA damage stimulus
positive regulation of organismal physiological process
IMAGE:837864
regulation of biosynthesis
vacuole organization and biogenesis
transport
cell migration
positive regulation of biosynthesis
regulation of cellular biosynthesis
vesicle-mediated transport
ion transport
cofactor transport
vitamin transport
gas transport
IMAGE:549349 IMAGE:813678 IMAGE:825742 IMAGE:121252 IMAGE:823859 IMAGE:236034 IMAGE:346117 IMAGE:136722 IMAGE:2449395 IMAGE:140852 IMAGE:1520782 1240220 IMAGE 320509 IMAGE:358850 IMAGE 815183 IMAGE:460106 IMAGE 486055 IMAGE:127509 IMAGE 44563
regulation of cell activation
lipid transport
carbohydrate transport
neurotransmitter transport
organic acid transport
amine transport
regulation of cell migration
lipid catabolism
regulation of immune response
positive regulation of cellular biosynthesis
endocytosis
vesicle targeting
IMAGE:1559001 IMAGE 1626793 IMAGE:1609746 IMAGE 2430220 IMAGE:810504 IMAGE 46716
cation transport
anion transport
folic acid transport
oxygen transport
DNA repair
lymphocyte activation
drug transport
IMAGE:235909 IMAGE:130572
IMAGE:897751 IMAGE 1915096
IMAGE:140455
monoamine transport
positive regulation of cell activation
monosaccharide transport
IMAGE:1521297 IMAGE 204897 IMAGE:812276 IMAGE 785707 IMAGE:122063 IMAGE 486544
receptor mediated endocytosis
IMAGE:815539
IMAGE:1323448
di-, tri-valent inorganic cation transport
metal ion transport
monovalent inorganic cation transport
organic anion transport
inorganic anion transport
IMAGE:469345
IMAGE:549349
IMAGE:757440 IMAGE:248856
T cell activation
regulation of lymphocyte activation
lymphocyte proliferation
tetracycline transport
IMAGE:50888
hexose transport
dicarboxylic acid transport
monocarboxylic acid transport
IMAGE:769890
RNA splicing
IMAGE:469345
calcium ion transport
transition metal ion transport
IMAGE:506361 IMAGE:796303
sodium ion transport
potassium ion transport
IMAGE:358850 IMAGE:460106
phosphate transport
chloride transport
IMAGE:712683
regulation of T cell activation
positive regulation of lymphocyte activation
T cell proliferation
regulation of lymphocyte proliferation
IMAGE:815183
glucose transport
IMAGE:813678 IMAGE:825742
IMAGE:460106
bile acid transport
RNA splicing, via transesterification reactions
IMAGE:1323448
copper ion transport
IMAGE:136722
IMAGE:136722 IMAGE 2580289 IMAGE:2430220
IMAGE:795343 IMAGE:292524 IMAGE:51447
IMAGE:1559001
positive regulation of T cell activation
regulation of T cell proliferation
positive regulation of lymphocyte proliferation
IMAGE:1915096
canalicular bile acid transport
IMAGE:784224
positive regulation of T cell proliferation
IMAGE:2449395
IMAGE:712683

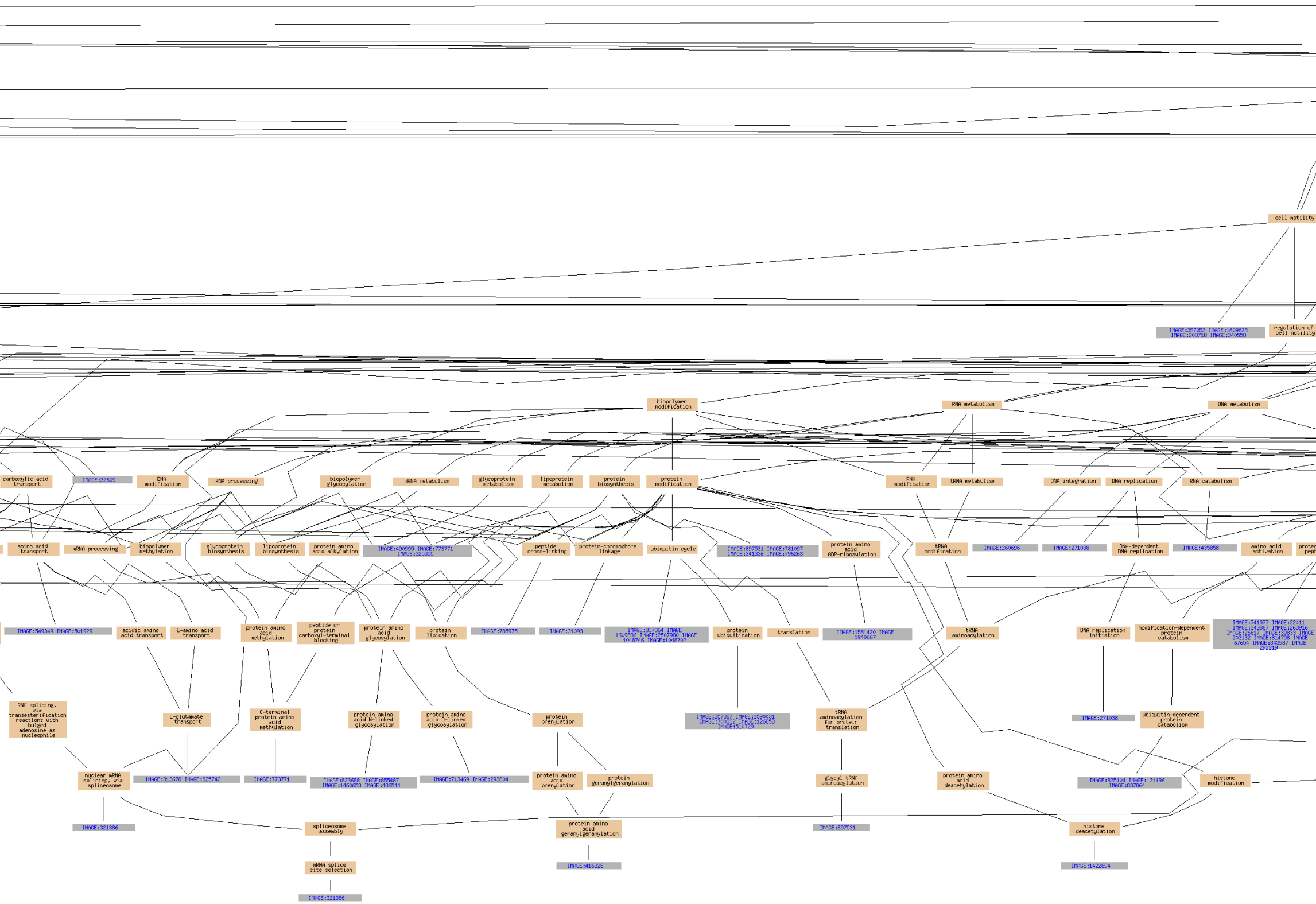
cell motility
IMAGE:357052 IMAGE:1609625 IMAGE:208718 IMAGE:340558
regulation of cell motility
biopolymer modification
RNA metabolism
DNA metabolism
carboxylic acid transport
IMAGE:32609
DNA modification
RNA processing
biopolymer glycosylation
mRNA metabolism
glycoprotein metabolism
lipoprotein metabolism
protein biosynthesis
protein modification
RNA modification
tRNA metabolism
DNA integration
DNA replication
RNA catabolism
amino acid transport
mRNA processing
biopolymer methylation
glycoprotein biosynthesis
lipoprotein biosynthesis
protein amino acid alkylation
IMAGE:490995 IMAGE:773771 IMAGE:325355
peptide cross-linking
protein-chromophore linkage
ubiquitin cycle
IMAGE:897531 IMAGE:781097 IMAGE:341336 IMAGE:796263
protein amino acid ADP-ribosylation
tRNA modification
IMAGE:260696
IMAGE:271038
DNA-dependent DNA replication
IMAGE:435858
amino acid activation
protec pept
IMAGE:549349 IMAGE:501929
acidic amino acid transport
L-amino acid transport
protein amino acid methylation
peptide or protein carboxyl-terminal blocking
protein amino acid glycosylation
protein lipidation
IMAGE:785975
IMAGE:31093
IMAGE:837864 IMAGE 1609836 IMAGE:2507980 IMAGE 1048746 IMAGE:1048702
protein ubiquitination
translation
IMAGE:1581420 IMAGE 1940667
tRNA aminoacylation
DNA replication initiation
modification-dependent protein catabolism
IMAGE:741977 IMAGE:22411 IMAGE:343867 IMAGE:263916 IMAGE:26617 IMAGE:39833 IMAGE 203132 IMAGE:814798 IMAGE 67654 IMAGE:343987 IMAGE 292219
RNA splicing, via transesterification reactions with bulged adenosine as nucleophile
L-glutamate transport
C-terminal protein amino acid methylation
protein amino acid N-linked glycosylation
protein amino acid O-linked glycosylation
protein prenylation
IMAGE:257387 IMAGE:1590031 IMAGE:700332 IMAGE:126858 IMAGE:510729
tRNA aminoacylation for protein translation
IMAGE:271038
ubiquitin-dependent protein catabolism
nuclear mRNA splicing, via spliceosome
IMAGE:813678 IMAGE:825742
IMAGE:773771
IMAGE:823688 IMAGE:855487 IMAGE:1460653 IMAGE:486544
IMAGE:713469 IMAGE:293804
protein amino acid prenylation
protein geranylgeranylation
glycyl-tRNA aminoacylation
protein amino acid deacetylation
IMAGE:825404 IMAGE:121196 IMAGE:837864
histone modification
IMAGE:321386
spliceosome assembly
protein amino acid geranylgeranylation
IMAGE:897531
histone deacetylation
mRNA splice site selection
IMAGE:416328
IMAGE:1422894
IMAGE:321386

<=1e-10 | 1e-10 to 1e-8 | 1e-8 to 1e-6 | 1e-6 to 1e-4 | 1e-4 to 1e-2 | >0.01

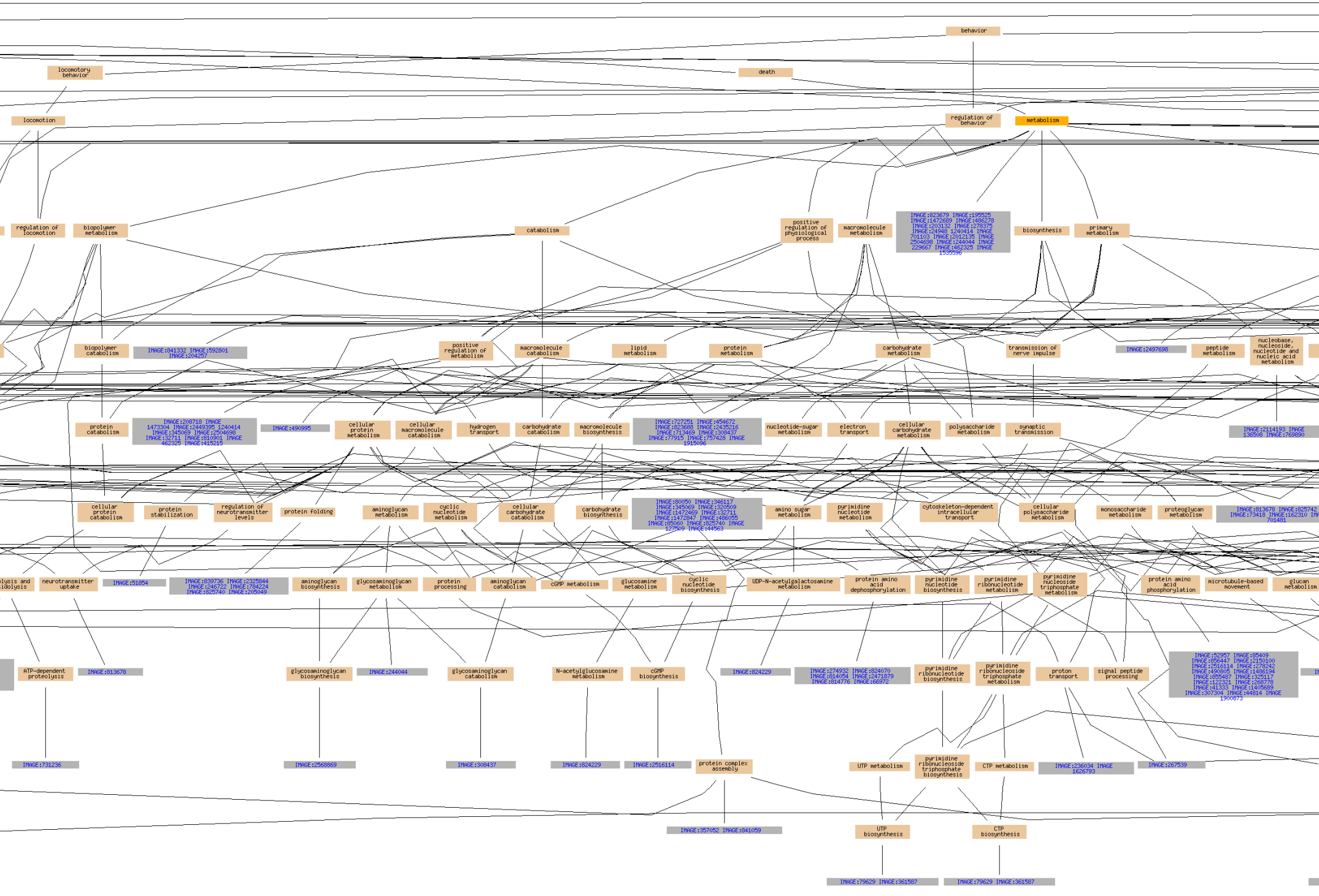
behavior
locomotory behavior
death
locomotion
regulation of behavior
metabolism
regulation of locomotion
biopolymer metabolism
catabolism
positive regulation of physiological process
macromolecule metabolism
IMAGE:823679 IMAGE:195525 IMAGE:1472689 IMAGE:486278 IMAGE:203132 IMAGE:278375 IMAGE:24948 1240414 IMAGE 701103 IMAGE:2012135 IMAGE 2504698 IMAGE:244044 IMAGE 229667 IMAGE:462325 IMAGE 1535596
biosynthesis
primary metabolism
biopolymer catabolism
IMAGE:841332 IMAGE:592801 IMAGE:204257
positive regulation of metabolism
macromolecule catabolism
lipid metabolism
protein metabolism
carbohydrate metabolism
transmission of nerve impulse
IMAGE:2497698
peptide metabolism
nucleobase, nucleoside, nucleotide and nucleic acid metabolism
protein catabolism
IMAGE:208718 IMAGE 1473304 IMAGE:2449395 1240414 IMAGE:345069 IMAGE:2504698 IMAGE:32711 IMAGE:810901 IMAGE 462325 IMAGE:415215
IMAGE:490995
cellular protein metabolism
cellular macromolecule catabolism
hydrogen transport
carbohydrate catabolism
macromolecule biosynthesis
IMAGE:727251 IMAGE:454672 IMAGE:823688 IMAGE:2435216 IMAGE:713469 IMAGE:308437 IMAGE:77915 IMAGE:757428 IMAGE 1915096
nucleotide-sugar metabolism
electron transport
cellular carbohydrate metabolism
polysaccharide metabolism
synaptic transmission
IMAGE:2114193 IMAGE 136508 IMAGE:769890
cellular protein catabolism
protein stabilization
regulation of neurotransmitter levels
protein folding
aminoglycan metabolism
cyclic nucleotide metabolism
cellular carbohydrate catabolism
carbohydrate biosynthesis
IMAGE:80050 IMAGE:346117 IMAGE:345069 IMAGE:320509 IMAGE:1472469 IMAGE:32711 IMAGE:1472847 IMAGE:486055 IMAGE:85060 IMAGE:825740 IMAGE 127509 IMAGE:44563
amino sugar metabolism
pyrimidine nucleotide metabolism
cytoskeleton-dependent intracellular transport
cellular polysaccharide metabolism
monosaccharide metabolism
proteoglycan metabolism
IMAGE:813678 IMAGE:825742 IMAGE:73418 IMAGE:162310 IMA 701481
olysis and idolysis
neurotransmitter uptake
IMAGE:51854
IMAGE:839736 IMAGE:2325844 IMAGE:246722 IMAGE:784224 IMAGE:825740 IMAGE:205049
aminoglycan biosynthesis
glycosaminoglycan metabolism
protein processing
aminoglycan catabolism
cGMP metabolism
glucosamine metabolism
cyclic nucleotide biosynthesis
UDP-N-acetylgalactosamine metabolism
protein amino acid dephosphorylation
pyrimidine nucleotide biosynthesis
pyrimidine ribonucleotide metabolism
pyrimidine nucleoside triphosphate metabolism
protein amino acid phosphorylation
microtubule-based movement
glucan metabolism
ATP-dependent proteolysis
IMAGE:813678
glycosaminoglycan biosynthesis
IMAGE:244044
glycosaminoglycan catabolism
N-acetylglucosamine metabolism
cGMP biosynthesis
IMAGE:824229
IMAGE:274932 IMAGE:824070 IMAGE:814054 IMAGE:2471879 IMAGE:814776 IMAGE:66972
pyrimidine ribonucleotide biosynthesis
pyrimidine ribonucleoside triphosphate metabolism
proton transport
signal peptide processing
IMAGE:52957 IMAGE:85409 IMAGE:856447 IMAGE:2150100 IMAGE:2516114 IMAGE:278242 IMAGE:490805 IMAGE:1486194 IMAGE:855487 IMAGE:325117 IMAGE:122321 IMAGE:268778 IMAGE:41333 IMAGE:1405689 IMAGE:307304 IMAGE:44814 IMAGE 1900873
IMAGE:731236
IMAGE:2568869
IMAGE:308437
IMAGE:824229
IMAGE:2516114
protein complex assembly
UTP metabolism
pyrimidine ribonucleoside triphosphate biosynthesis
CTP metabolism
IMAGE:236034 IMAGE 1626793
IMAGE:267539
IMAGE:357052 IMAGE:841059
UTP biosynthesis
CTP biosynthesis
IMAGE:79629 IMAGE:361587
IMAGE:79629 IMAGE:361587

<=1e-10 | 1e-10 to 1e-8 | 1e-8 to 1e-6 | 1e-6 to 1e-4 | 1e-4 to 1e-2 | >0.01

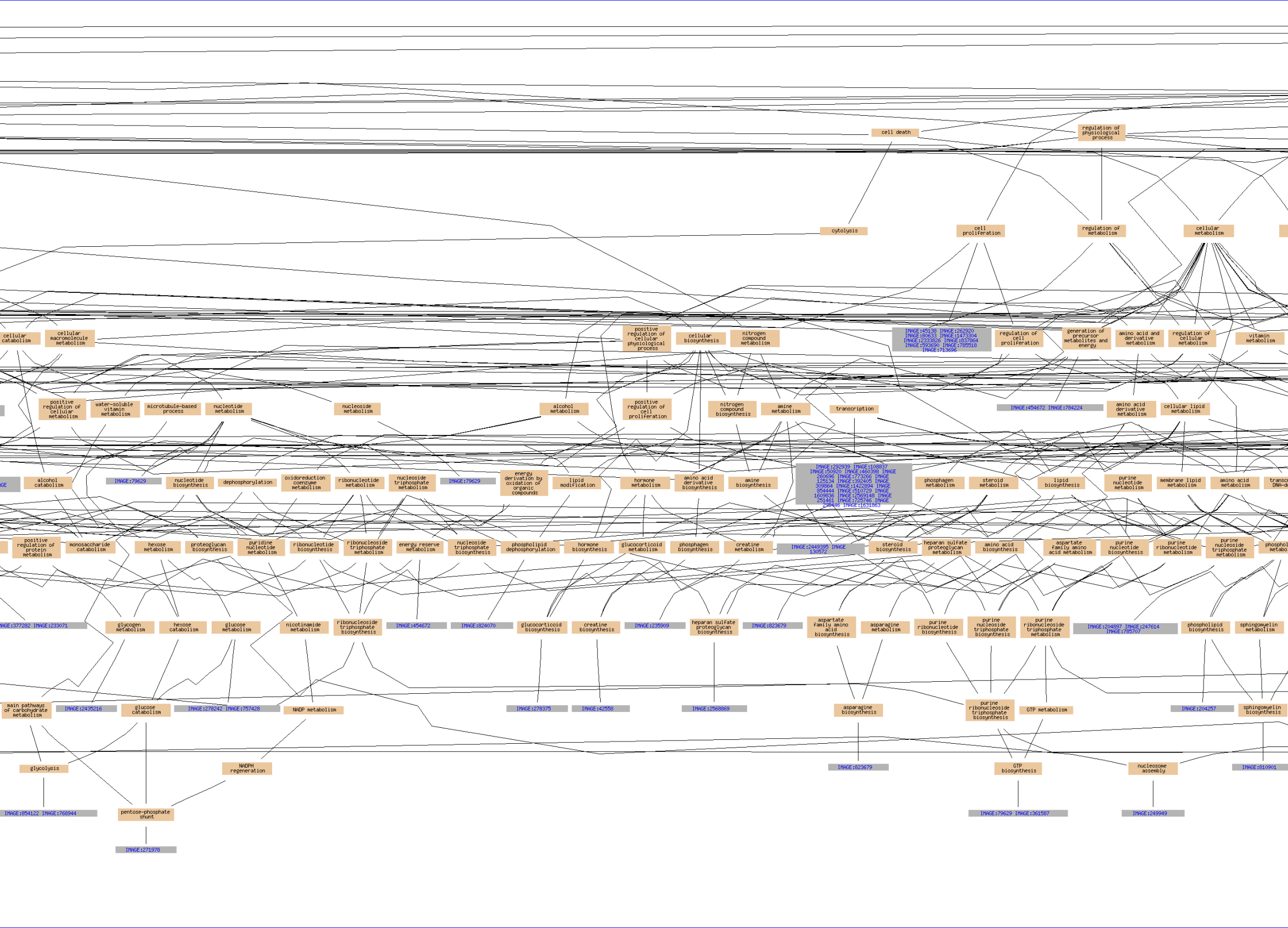
cell death
regulation of physiological process
cytolysis
cell proliferation
regulation of metabolism
cellular metabolism
cellular catabolism
cellular macromolecule metabolism
positive regulation of cellular physiological process
cellular biosynthesis
nitrogen compound metabolism
IMAGE:45138 IMAGE:262920 IMAGE:80633 IMAGE:1473304 IMAGE:2333826 IMAGE:837864 IMAGE:593690 IMAGE:785518 IMAGE:713696
regulation of cell proliferation
generation of precursor metabolites and energy
amino acid and derivative metabolism
regulation of cellular metabolism
vitamin metabolism
positive regulation of cellular metabolism
water-soluble vitamin metabolism
microtubule-based process
nucleotide metabolism
nucleoside metabolism
alcohol metabolism
positive regulation of cell proliferation
nitrogen compound biosynthesis
amine metabolism
transcription
IMAGE:454672 IMAGE:784224
amino acid derivative metabolism
cellular lipid metabolism
alcohol catabolism
IMAGE:79629
nucleotide biosynthesis
dephosphorylation
oxidoreduction coenzyme metabolism
ribonucleotide metabolism
nucleoside triphosphate metabolism
IMAGE:79629
energy derivation by oxidation of organic compounds
lipid modification
hormone metabolism
amino acid derivative biosynthesis
amine biosynthesis
IMAGE:292939 IMAGE:108837 IMAGE:50920 IMAGE:460398 IMAGE 260696 IMAGE:773266 IMAGE 125134 IMAGE:392405 IMAGE 309864 IMAGE:1422894 IMAGE 854444 IMAGE:510729 IMAGE 1609836 IMAGE:2569148 IMAGE 251461 IMAGE:725746 IMAGE 295446 IMAGE:1631863
phosphagen metabolism
steroid metabolism
lipid biosynthesis
purine nucleotide metabolism
membrane lipid metabolism
amino acid metabolism
positive regulation of protein metabolism
monosaccharide catabolism
hexose metabolism
proteoglycan biosynthesis
pyridine nucleotide metabolism
ribonucleotide biosynthesis
ribonucleoside triphosphate metabolism
energy reserve metabolism
nucleoside triphosphate biosynthesis
phospholipid dephosphorylation
hormone biosynthesis
glucocorticoid metabolism
phosphagen biosynthesis
creatine metabolism
IMAGE:2449395 IMAGE 130572
steroid biosynthesis
heparan sulfate proteoglycan metabolism
amino acid biosynthesis
aspartate family amino acid metabolism
purine nucleotide biosynthesis
purine ribonucleotide metabolism
purine nucleoside triphosphate metabolism
IMAGE:377282 IMAGE:233071
glycogen metabolism
hexose catabolism
glucose metabolism
nicotinamide metabolism
ribonucleoside triphosphate biosynthesis
IMAGE:454672
IMAGE:824070
glucocorticoid biosynthesis
creatine biosynthesis
IMAGE:235909
heparan sulfate proteoglycan biosynthesis
IMAGE:823679
aspartate family amino acid biosynthesis
asparagine metabolism
purine ribonucleotide biosynthesis
purine nucleoside triphosphate biosynthesis
purine ribonucleoside triphosphate metabolism
IMAGE:204897 IMAGE:247614 IMAGE:785707
phospholipid biosynthesis
sphingomyelin metabolism
main pathways of carbohydrate metabolism
IMAGE:2435216
glucose catabolism
IMAGE:278242 IMAGE:757428
NADP metabolism
IMAGE:278375
IMAGE:42558
IMAGE:2568869
asparagine biosynthesis
purine ribonucleoside triphosphate biosynthesis
GTP metabolism
IMAGE:204257
sphingomyelin biosynthesis
glycolysis
NADPH regeneration
IMAGE:823679
GTP biosynthesis
nucleosome assembly
IMAGE:810901
IMAGE:854122 IMAGE:768944
pentose-phosphate shunt
IMAGE:79629 IMAGE:361587
IMAGE:249949
IMAGE:271978

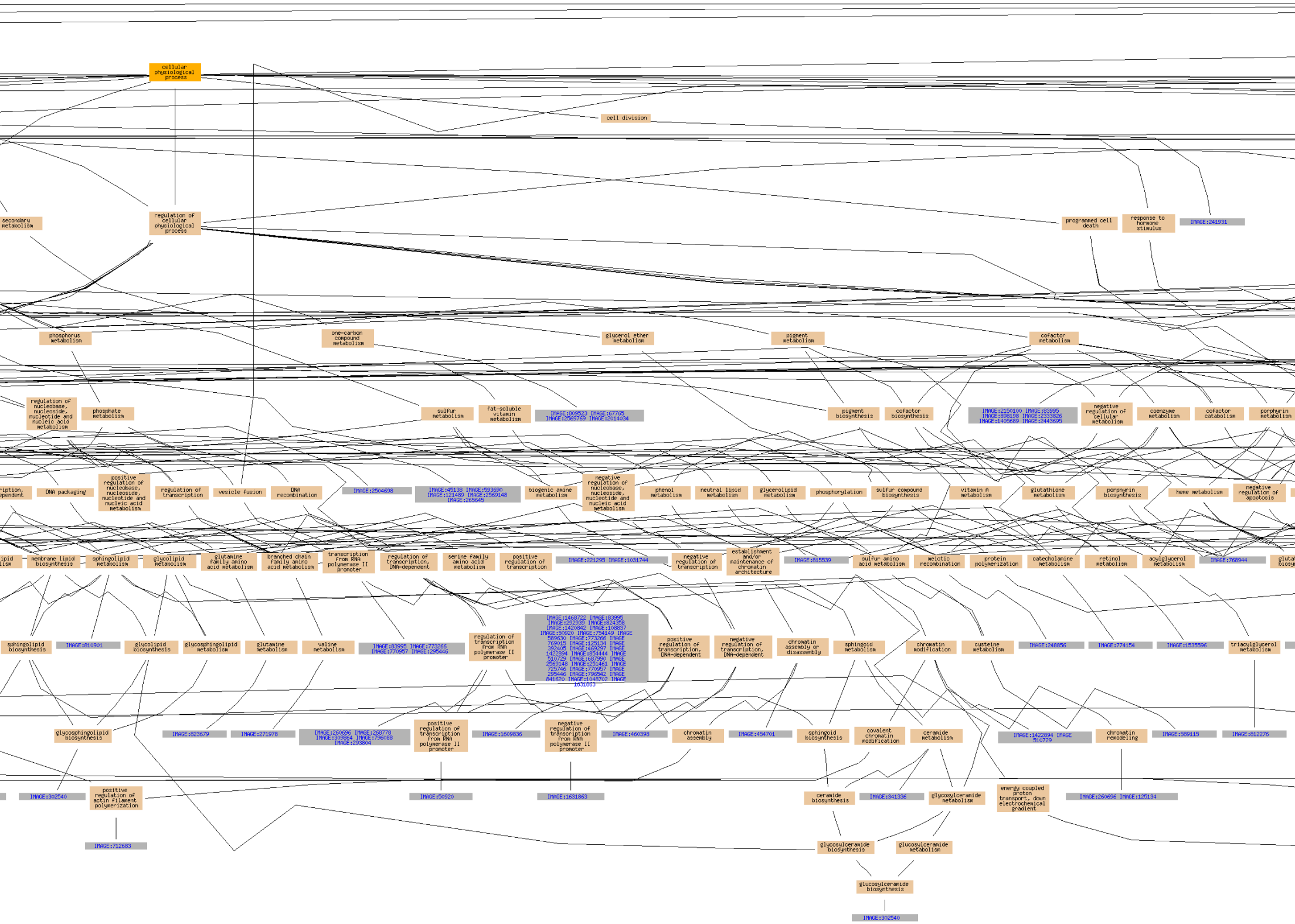
cellular physiological process
cell division
secondary metabolism
regulation of cellular physiological process
programmed cell death
response to hormone stimulus
IMAGE:241931
phosphorus metabolism
one-carbon compound metabolism
glycerol ether metabolism
pigment metabolism
cofactor metabolism
regulation of nucleobase, nucleoside, nucleotide and nucleic acid metabolism
phosphate metabolism
sulfur metabolism
fat-soluble vitamin metabolism
IMAGE:809523 IMAGE:67765 IMAGE:2569769 IMAGE:2014034
pigment biosynthesis
cofactor biosynthesis
IMAGE:2150100 IMAGE:83995 IMAGE:898198 IMAGE:2333826 IMAGE:1405689 IMAGE:2443695
negative regulation of cellular metabolism
coenzyme metabolism
cofactor catabolism
porphyrin metabolism
ription, ependent
DNA packaging
positive regulation of nucleobase, nucleoside, nucleotide and nucleic acid metabolism
regulation of transcription
vesicle fusion
DNA recombination
IMAGE:2504698
IMAGE:45138 IMAGE:593690 IMAGE:121489 IMAGE:2569148 IMAGE:265645
biogenic amine metabolism
negative regulation of nucleobase, nucleoside, nucleotide and nucleic acid metabolism
phenol metabolism
neutral lipid metabolism
glycerolipid metabolism
phosphorylation
sulfur compound biosynthesis
vitamin A metabolism
glutathione metabolism
porphyrin biosynthesis
heme metabolism
negative regulation of apoptosis
ipid lism
membrane lipid biosynthesis
sphingolipid metabolism
glycolipid metabolism
glutamine family amino acid metabolism
branched chain family amino acid metabolism
transcription from RNA polymerase II promoter
regulation of transcription, DNA-dependent
serine family amino acid metabolism
positive regulation of transcription
IMAGE:221295 IMAGE:1031744
negative regulation of transcription
establishment and/or maintenance of chromatin architecture
IMAGE:815539
sulfur amino acid metabolism
meiotic recombination
protein polymerization
catecholamine metabolism
retinol metabolism
acylglycerol metabolism
IMAGE:768944
glutat biosy
sphingolipid biosynthesis
IMAGE:810901
glycolipid biosynthesis
glycosphingolipid metabolism
glutamine metabolism
valine metabolism
IMAGE:83995 IMAGE:773266 IMAGE:770957 IMAGE:295446
regulation of transcription from RNA polymerase II promoter
IMAGE:1468722 IMAGE:83995 IMAGE:292939 IMAGE:824358 IMAGE:1420842 IMAGE:108837 IMAGE:50920 IMAGE:754149 IMAGE 589630 IMAGE:773266 IMAGE 769015 IMAGE:125134 IMAGE 392405 IMAGE:469297 IMAGE 1422894 IMAGE:854444 IMAGE 510729 IMAGE:687990 IMAGE 2569148 IMAGE:251461 IMAGE 725746 IMAGE:770957 IMAGE 295446 IMAGE:796542 IMAGE 841620 IMAGE:1048702 IMAGE 1631863
positive regulation of transcription, DNA-dependent
negative regulation of transcription, DNA-dependent
chromatin assembly or disassembly
sphingoid metabolism
chromatin modification
cysteine metabolism
IMAGE:248856
IMAGE:774154
IMAGE:1535596
triacylglycerol metabolism
glycosphingolipid biosynthesis
IMAGE:823679
IMAGE:271978
IMAGE:260696 IMAGE:268778 IMAGE:309864 IMAGE:796088 IMAGE:293804
positive regulation of transcription from RNA polymerase II promoter
IMAGE:1609836
negative regulation of transcription from RNA polymerase II promoter
IMAGE:460398
chromatin assembly
IMAGE:454701
sphingoid biosynthesis
covalent chromatin modification
ceramide metabolism
IMAGE:1422894 IMAGE 510729
chromatin remodeling
IMAGE:589115
IMAGE:812276
IMAGE:302540
positive regulation of actin filament polymerization
IMAGE:50920
IMAGE:1631863
ceramide biosynthesis
IMAGE:341336
glycosylceramide metabolism
energy coupled proton transport, down electrochemical gradient
IMAGE:260696 IMAGE:125134
IMAGE:712683
glycosylceramide biosynthesis
glucosylceramide metabolism
glucosylceramide biosynthesis
IMAGE:302540

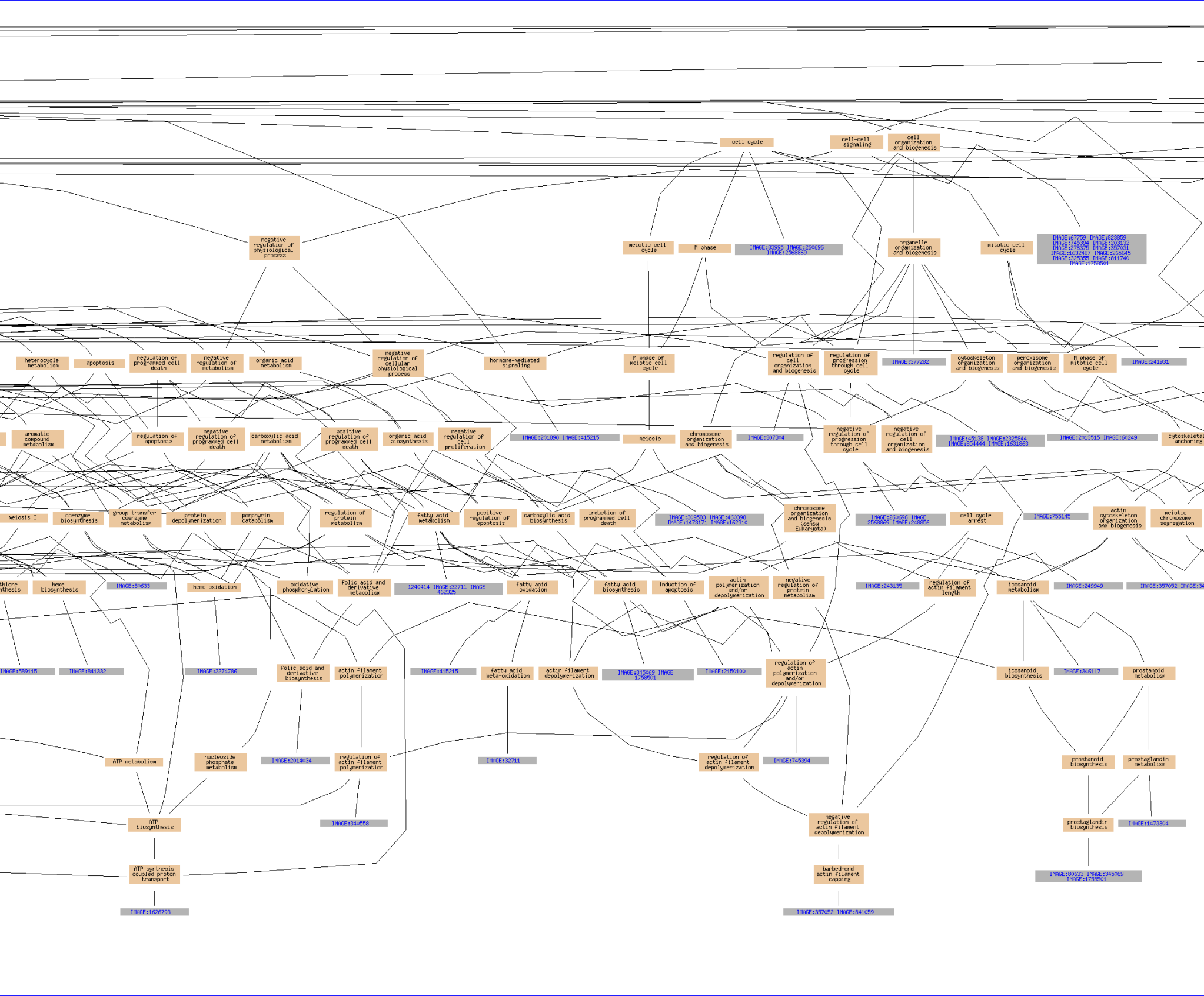
cell cycle
cell-cell signaling
cell organization and biogenesis
negative regulation of physiological process
meiotic cell cycle
M phase
IMAGE:83995 IMAGE:260696 IMAGE:2568869
organelle organization and biogenesis
mitotic cell cycle
IMAGE:67759 IMAGE:823859 IMAGE:745394 IMAGE:203132 IMAGE:278375 IMAGE:357031 IMAGE:1632487 IMAGE:265645 IMAGE:325355 IMAGE:811740 IMAGE:1758501
heterocycle metabolism
apoptosis
regulation of programmed cell death
negative regulation of metabolism
organic acid metabolism
negative regulation of cellular physiological process
hormone-mediated signaling
M phase of meiotic cell cycle
regulation of cell organization and biogenesis
regulation of progression through cell cycle
IMAGE:377282
cytoskeleton organization and biogenesis
peroxisome organization and biogenesis
M phase of mitotic cell cycle
IMAGE:241931
aromatic compound metabolism
regulation of apoptosis
negative regulation of programmed cell death
carboxylic acid metabolism
positive regulation of programmed cell death
organic acid biosynthesis
negative regulation of cell proliferation
IMAGE:201890 IMAGE:415215
meiosis
chromosome organization and biogenesis
IMAGE:307304
negative regulation of progression through cell cycle
negative regulation of cell organization and biogenesis
IMAGE:45138 IMAGE:2325844 IMAGE:854444 IMAGE:1631863
IMAGE:2013515 IMAGE:60249
cytoskeletal anchoring
meiosis I
coenzyme biosynthesis
group transfer coenzyme metabolism
protein depolymerization
porphyrin catabolism
regulation of protein metabolism
fatty acid metabolism
positive regulation of apoptosis
carboxylic acid biosynthesis
induction of programmed cell death
IMAGE:309583 IMAGE:460398 IMAGE:1473171 IMAGE:162310
chromosome organization and biogenesis (sensu Eukaryota)
IMAGE:260696 IMAGE 2568869 IMAGE:248856
cell cycle arrest
IMAGE:755145
actin cytoskeleton organization and biogenesis
meiotic chromosome segregation
thione nthesis
heme biosynthesis
IMAGE:80633
heme oxidation
oxidative phosphorylation
folic acid and derivative metabolism
1240414 IMAGE:32711 IMAGE 462325
fatty acid oxidation
fatty acid biosynthesis
induction of apoptosis
actin polymerization and/or depolymerization
negative regulation of protein metabolism
IMAGE:243135
regulation of actin filament length
icosanoid metabolism
IMAGE:249949
IMAGE:357052 IMAGE:34
IMAGE:589115
IMAGE:841332
IMAGE:2274786
folic acid and derivative biosynthesis
actin filament polymerization
IMAGE:415215
fatty acid beta-oxidation
actin filament depolymerization
IMAGE:345069 IMAGE 1758501
IMAGE:2150100
regulation of actin polymerization and/or depolymerization
icosanoid biosynthesis
IMAGE:346117
prostanoid metabolism
ATP metabolism
nucleoside phosphate metabolism
IMAGE:2014034
regulation of actin filament polymerization
IMAGE:32711
regulation of actin filament depolymerization
IMAGE:745394
prostanoid biosynthesis
prostaglandin metabolism
ATP biosynthesis
IMAGE:340558
negative regulation of actin filament depolymerization
prostaglandin biosynthesis
IMAGE:1473304
ATP synthesis coupled proton transport
barbed-end actin filament capping
IMAGE:80633 IMAGE:345069 IMAGE:1758501
IMAGE:1626793
IMAGE:357052 IMAGE:841059

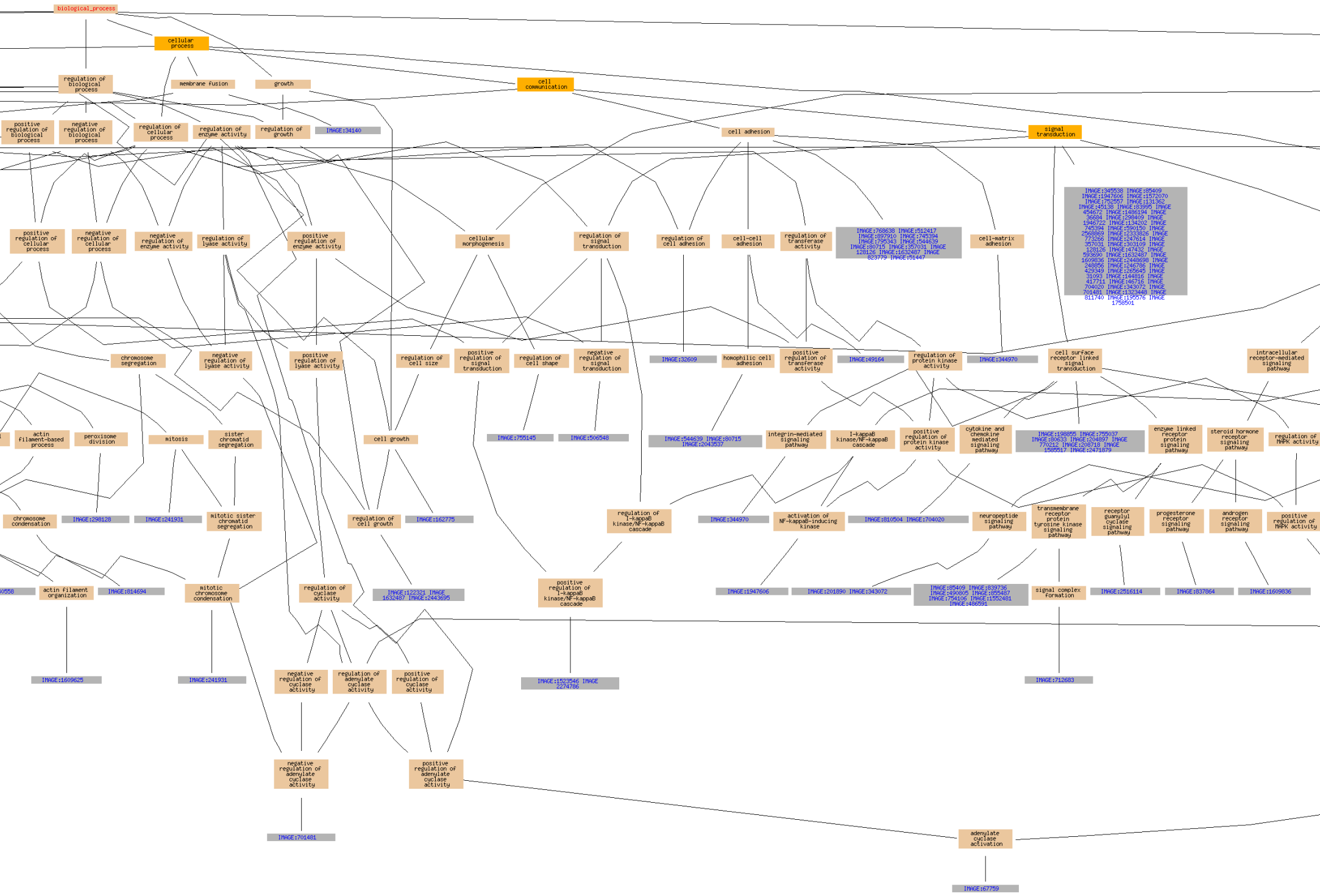
biological_process
cellular process
regulation of biological process
membrane fusion
growth
cell communication
positive regulation of biological process
negative regulation of biological process
regulation of cellular process
regulation of enzyme activity
regulation of growth
IMAGE:34140
cell adhesion
signal transduction
IMAGE:345538 IMAGE:85409 IMAGE:1947606 IMAGE:1572070 IMAGE:752557 IMAGE:131362 IMAGE:45138 IMAGE:83995 IMAGE 454672 IMAGE:1486194 IMAGE 36684 IMAGE:298409 IMAGE 1946722 IMAGE:134202 IMAGE 745394 IMAGE:590150 IMAGE 2568869 IMAGE:2333826 IMAGE 773266 IMAGE:247614 IMAGE 357031 IMAGE:303109 IMAGE 128126 IMAGE:47432 IMAGE 593690 IMAGE:1632487 IMAGE 1609836 IMAGE:2448698 IMAGE 248856 IMAGE:246786 IMAGE 429349 IMAGE:265645 IMAGE 31093 IMAGE:144816 IMAGE 417711 IMAGE:46716 IMAGE 704020 IMAGE:343072 IMAGE 701481 IMAGE:1323448 IMAGE 811740 IMAGE:195576 IMAGE 1758501
positive regulation of cellular process
negative regulation of cellular process
negative regulation of enzyme activity
regulation of lyase activity
positive regulation of enzyme activity
cellular morphogenesis
regulation of signal transduction
regulation of cell adhesion
cell-cell adhesion
regulation of transferase activity
IMAGE:768638 IMAGE:512417 IMAGE:897910 IMAGE:745394 IMAGE:795343 IMAGE:544639 IMAGE:80715 IMAGE:357031 IMAGE 128126 IMAGE:1632487 IMAGE 823779 IMAGE:51447
cell-matrix adhesion
chromosome segregation
negative regulation of lyase activity
positive regulation of lyase activity
regulation of cell size
positive regulation of signal transduction
regulation of cell shape
negative regulation of signal transduction
IMAGE:32609
homophilic cell adhesion
positive regulation of transferase activity
IMAGE:49164
regulation of protein kinase activity
IMAGE:344970
cell surface receptor linked signal transduction
intracellular receptor-mediated signaling pathway
actin filament-based process
peroxisome division
mitosis
sister chromatid segregation
cell growth
IMAGE:755145
IMAGE:506548
IMAGE:544639 IMAGE:80715 IMAGE:2043537
integrin-mediated signaling pathway
I-kappaB kinase/NF-kappaB cascade
positive regulation of protein kinase activity
cytokine and chemokine mediated signaling pathway
IMAGE:198855 IMAGE:755037 IMAGE:80633 IMAGE:204897 IMAGE 770212 IMAGE:208718 IMAGE 1585517 IMAGE:2471879
enzyme linked receptor protein signaling pathway
steroid hormone receptor signaling pathway
regulation of MAPK activity
chromosome condensation
IMAGE:298128
IMAGE:241931
mitotic sister chromatid segregation
regulation of cell growth
IMAGE:162775
regulation of I-kappaB kinase/NF-kappaB cascade
IMAGE:344970
activation of NF-kappaB-inducing kinase
IMAGE:810504 IMAGE:704020
neuropeptide signaling pathway
transmembrane receptor protein tyrosine kinase signaling pathway
receptor guanylyl cyclase signaling pathway
progesterone receptor signaling pathway
androgen receptor signaling pathway
positive regulation of MAPK activity
actin filament organization
IMAGE:814694
mitotic chromosome condensation
regulation of cyclase activity
IMAGE:122321 IMAGE 1632487 IMAGE:2443695
positive regulation of I-kappaB kinase/NF-kappaB cascade
IMAGE:1947606
IMAGE:201890 IMAGE:343072
IMAGE:85409 IMAGE:839736 IMAGE:490805 IMAGE:855487 IMAGE:754106 IMAGE:1552481 IMAGE:486591
signal complex formation
IMAGE:2516114
IMAGE:837864
IMAGE:1609836
IMAGE:1609625
IMAGE:241931
negative regulation of cyclase activity
regulation of adenylate cyclase activity
positive regulation of cyclase activity
IMAGE:1523546 IMAGE 2274786
IMAGE:712683
negative regulation of adenylate cyclase activity
positive regulation of adenylate cyclase activity
IMAGE:701481
adenylate cyclase activation
IMAGE:67759

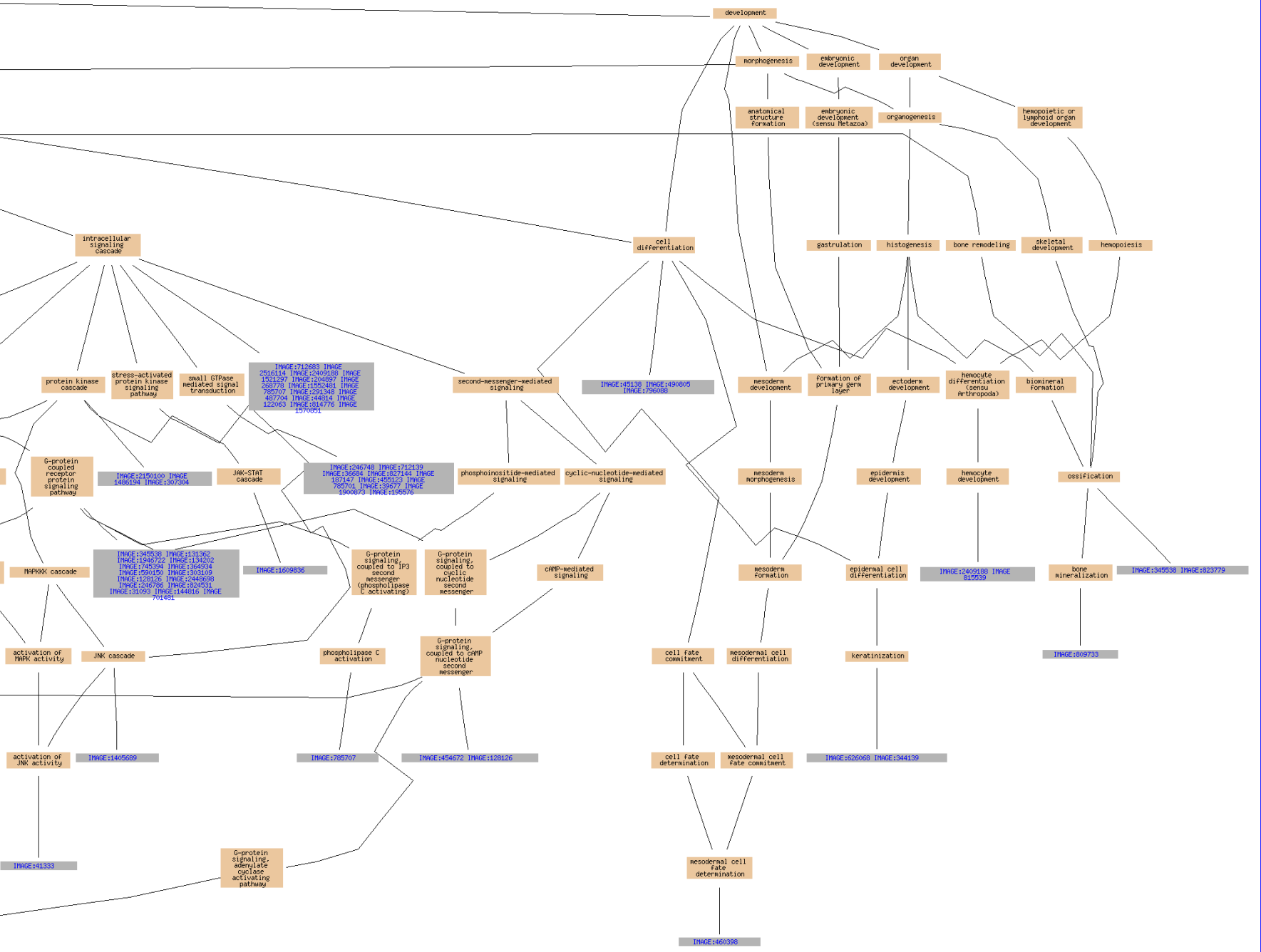
development
morphogenesis
embryonic development
organ development
anatomical structure formation
embryonic development (sensu Metazoa)
organogenesis
hemopoietic or lymphoid organ development
intracellular signaling cascade
cell differentiation
gastrulation
histogenesis
bone remodeling
skeletal development
hemopoiesis
protein kinase cascade
stress-activated protein kinase signaling pathway
small GTPase mediated signal transduction
IMAGE:712683 IMAGE 2516114 IMAGE:2409188 IMAGE 1521297 IMAGE:204897 IMAGE 268778 IMAGE:1552481 IMAGE 785707 IMAGE:291348 IMAGE 487704 IMAGE:44814 IMAGE 122063 IMAGE:814776 IMAGE 1570851
second-messenger-mediated signaling
IMAGE:45138 IMAGE:490805 IMAGE:796088
mesoderm development
formation of primary germ layer
ectoderm development
hemocyte differentiation (sensu Arthropoda)
biomineral formation
G-protein coupled receptor protein signaling pathway
IMAGE:2150100 IMAGE 1486194 IMAGE:307304
JAK-STAT cascade
IMAGE:246748 IMAGE:712139 IMAGE:36684 IMAGE:827144 IMAGE 187147 IMAGE:455123 IMAGE 785701 IMAGE:39677 IMAGE 1900873 IMAGE:195576
phosphoinositide-mediated signaling
cyclic-nucleotide-mediated signaling
mesoderm morphogenesis
epidermis development
hemocyte development
ossification
IMAGE:345538 IMAGE:131362 IMAGE:1946722 IMAGE:134202 IMAGE:745394 IMAGE:364934 IMAGE:590150 IMAGE:303109 IMAGE:128126 IMAGE:2448698 IMAGE:246786 IMAGE:824531 IMAGE:31093 IMAGE:144816 IMAGE 701481
MAPKKK cascade
IMAGE:1609836
G-protein signaling, coupled to IP3 second messenger (phospholipase C activating)
G-protein signaling, coupled to cyclic nucleotide second messenger
cAMP-mediated signaling
mesoderm formation
epidermal cell differentiation
IMAGE:2409188 IMAGE 815539
bone mineralization
IMAGE:345538 IMAGE:823779
activation of MAPK activity
JNK cascade
phospholipase C activation
G-protein signaling, coupled to cAMP nucleotide second messenger
cell fate commitment
mesodermal cell differentiation
keratinization
IMAGE:809733
activation of JNK activity
IMAGE:1405689
IMAGE:785707
IMAGE:454672 IMAGE:128126
cell fate determination
mesodermal cell fate commitment
IMAGE:626068 IMAGE:344139
IMAGE:41333
G-protein signaling, adenylate cyclase activating pathway
mesodermal cell fate determination
IMAGE:460398

Aug 14, 2005